

# Riverside County Overdose Fatality January - December 2020 Preliminary Data

Total Deaths-2020

638

64

New Deaths  
Since Last  
Reported Period

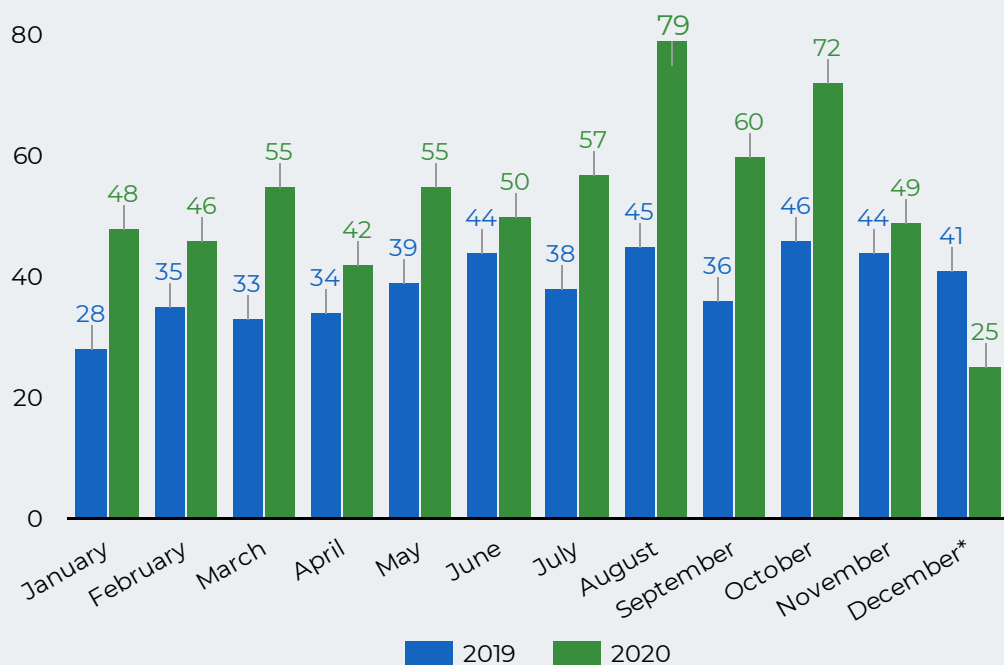
Drug Related ED  
Visits During Year  
-2021

647

Opioid Related ED  
Visits During Year-  
2021

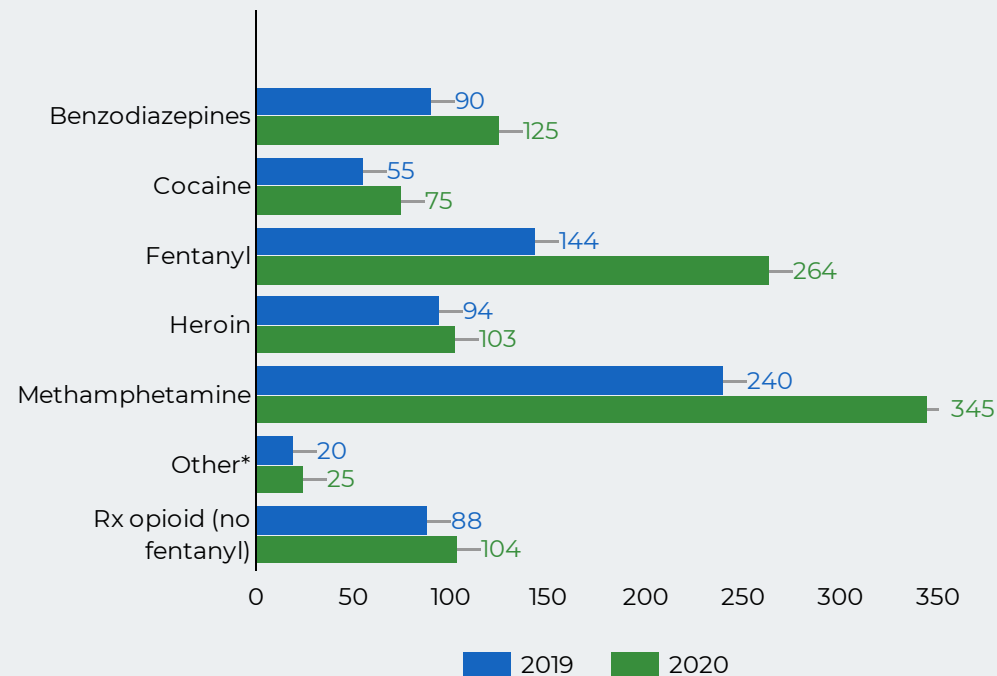
255

**Figure 1:** Count of Fatal Overdose by Month Jan-Dec 2019/2020



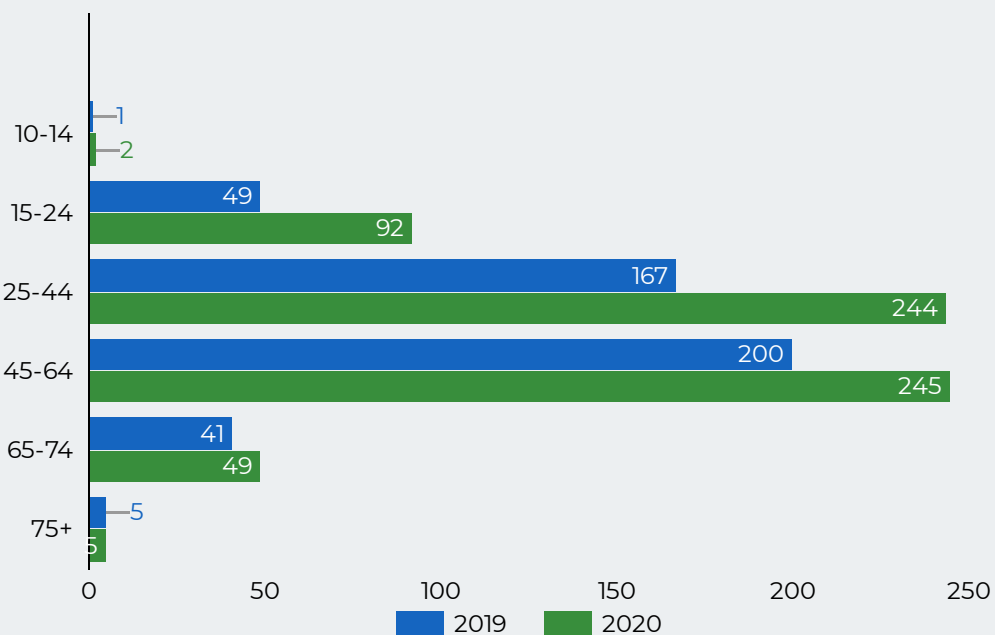
\*December 2020 data is preliminary

**Figure 2:** Count of Fatal Overdose by Drug Class\* -Jan-Dec 2019/2020

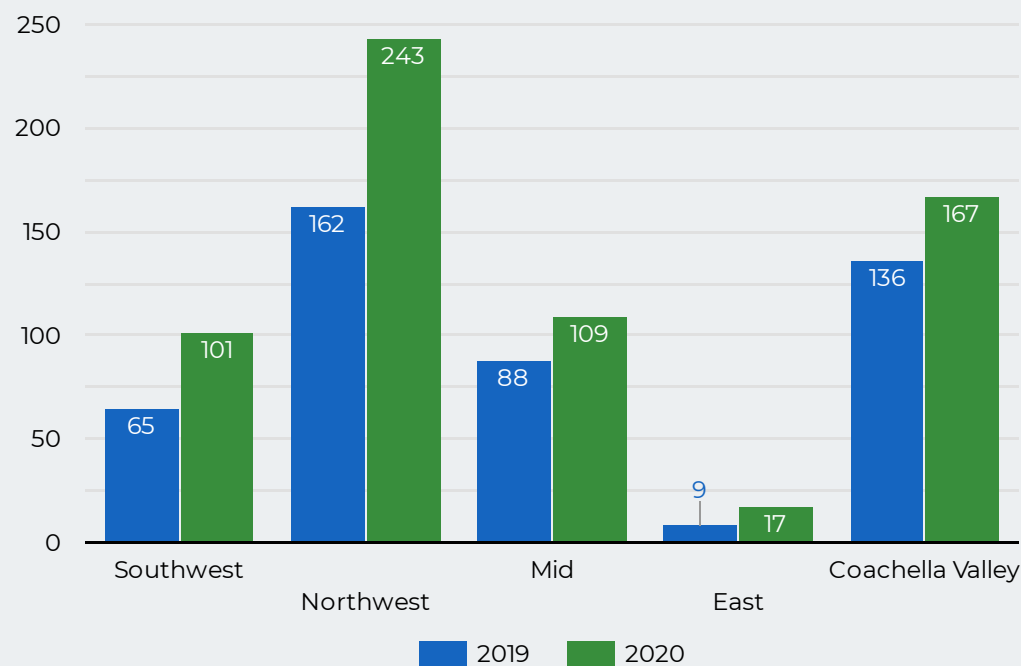


\*The drug categories are not mutually exclusive with the exception of other (overdoses that did not involve any other drug category)

**Figure 3:** Count of Fatal Overdoses by Age -Jan-Dec 2019/2020

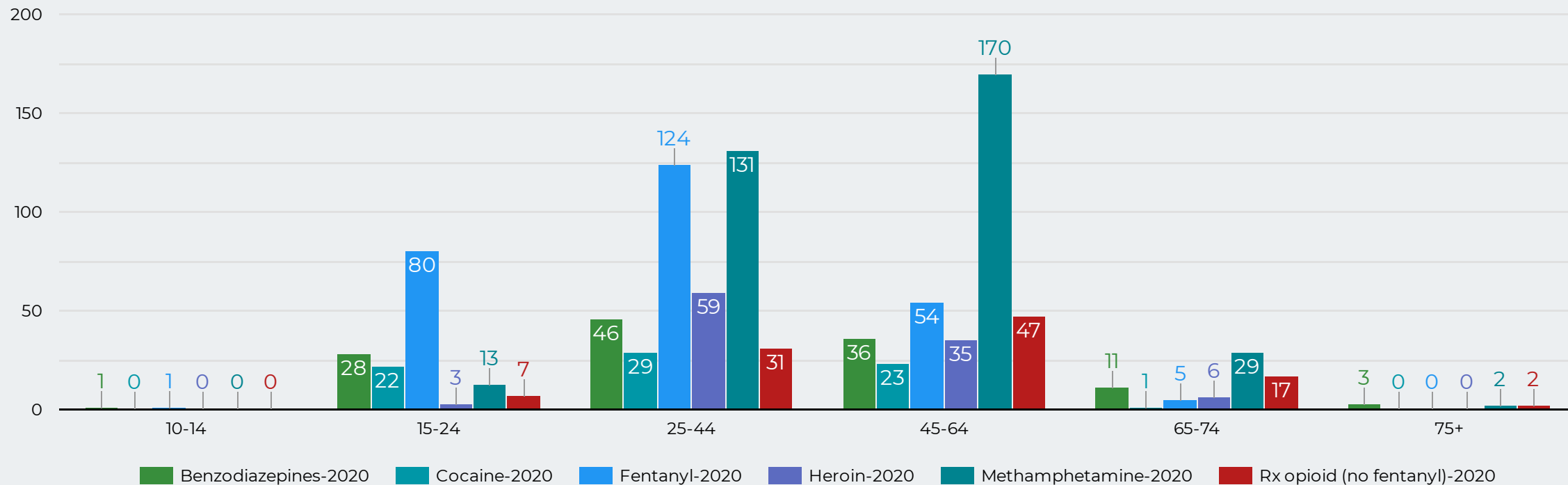


**Figure 4:** Overdose Deaths by Region Jan-Dec 2019/2020



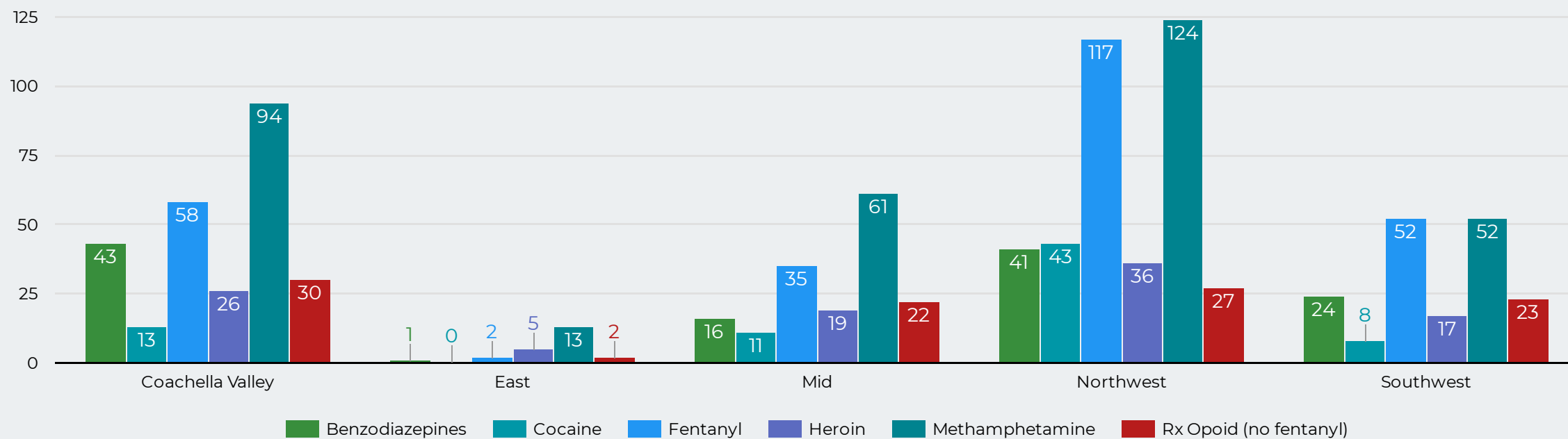
# Riverside County Overdose Fatality January - December 2020 Preliminary Data

**Figure 5:** Type of Drugs\* Involved in Fatal Overdoses by Age-2020



\*The drug categories are not mutually exclusive

**Figure 6:** Type of Drugs\* Involved in Fatal Overdoses by Region-2020

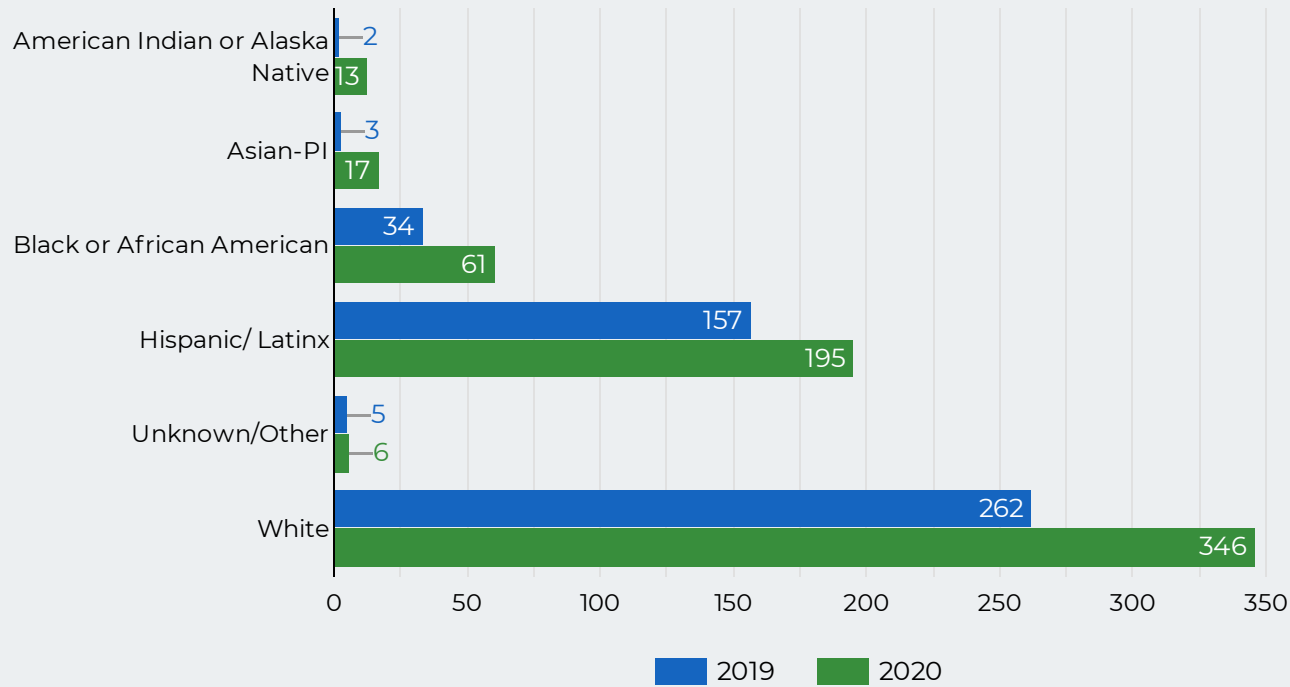


\*The drug categories are not mutually exclusive.

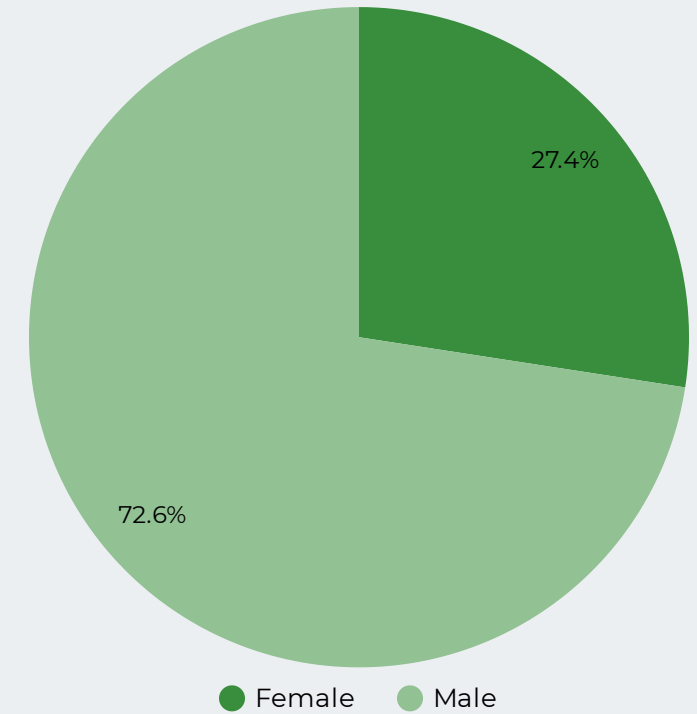
\*\* A key for all the regions is found on the last page of the report.

# Riverside County Overdose Fatality January - December 2020 Preliminary Data

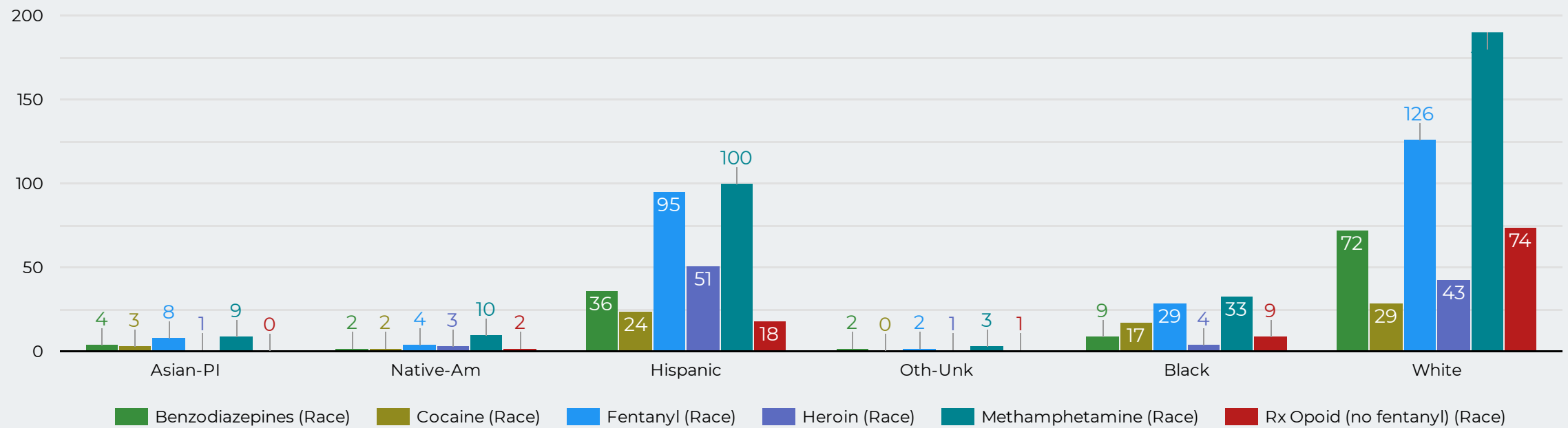
**Figure 7:** Count of Fatal Overdoses by Race/Ethnicity January- December 2019/2020



**Figure 8:** Fatal Overdoses by Gender-2020



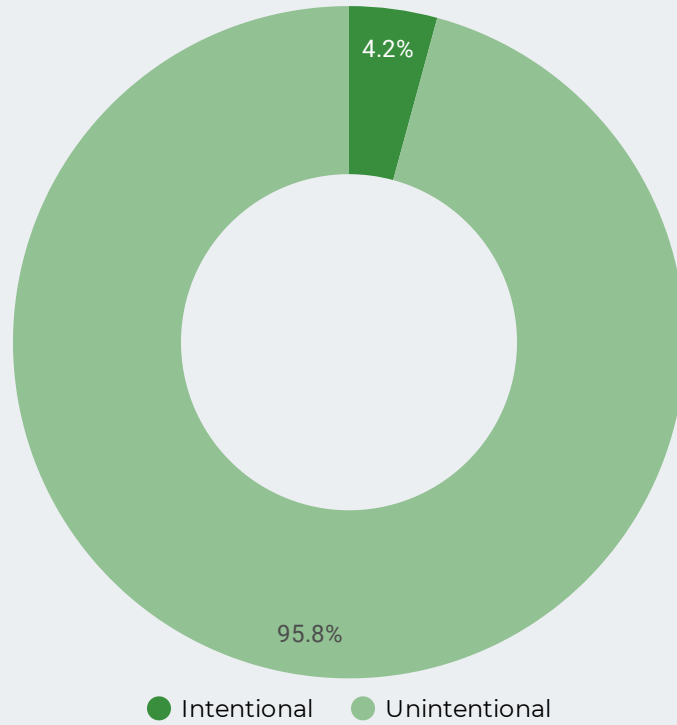
**Figure 9:** Fatal Overdoses by Race/Ethnicity and Drug Type\*-2020



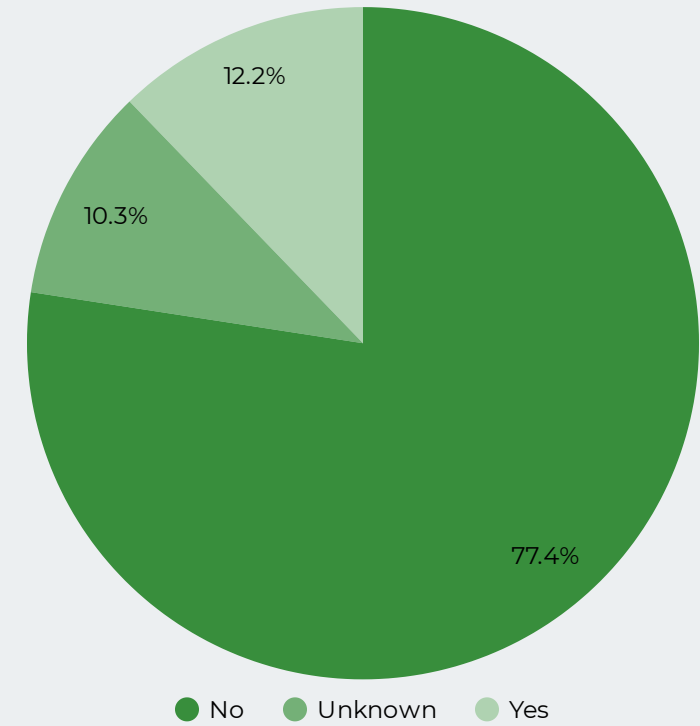
\*The drug categories are not mutually exclusive

# Riverside County Overdose Fatality January - December 2020 Preliminary Data

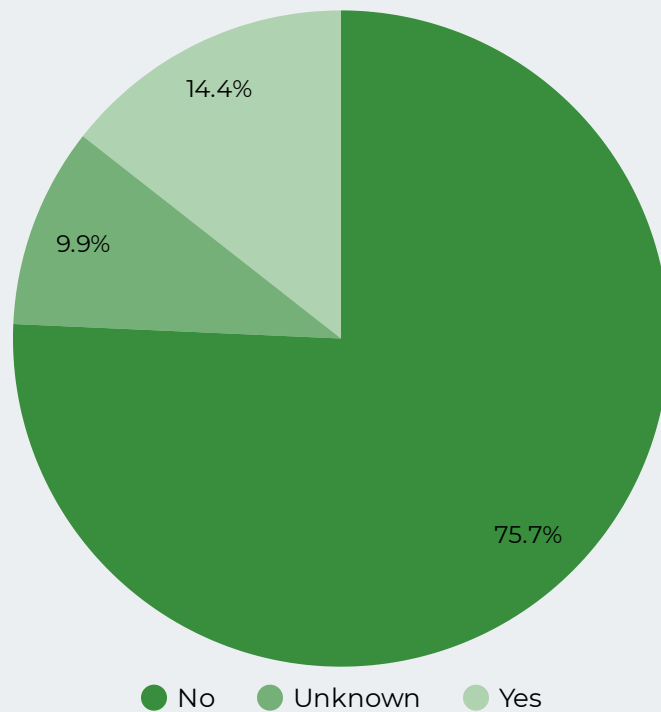
**Figure 10:** Overdose Deaths by Type



**Figure 11:** Overdose Deaths by Homeless Status



**Figure 12:** Overdose Deaths with Evidence of Injection Drug Use- 2020



**Table 1:** Place of Death

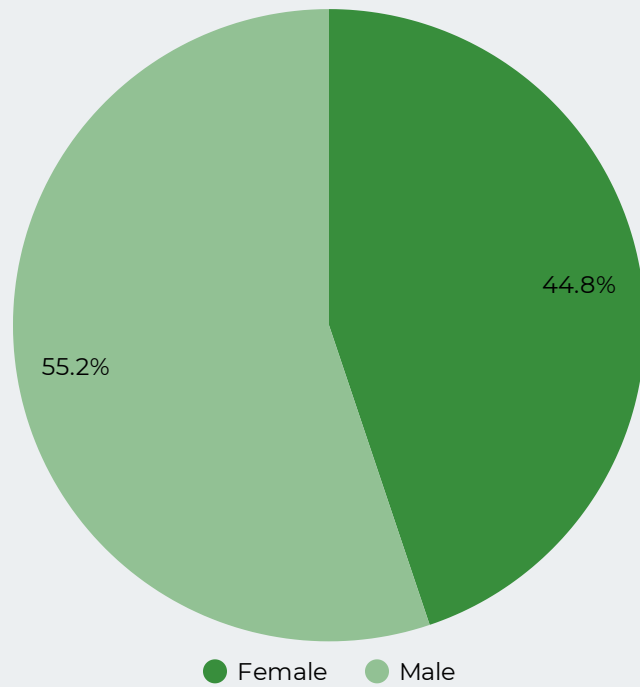
Place Of Death	Count (Total)	Count (Excluding Homeless)
RESIDENCE	410	395
OUTDOOR	66	36
HOTEL/MOTEL	32	29
VEHICLE	13	11
OTHER	14	12
UNKNOWN	103	77

Residence: Includes descendent residence, family, friends, or any type of residence.

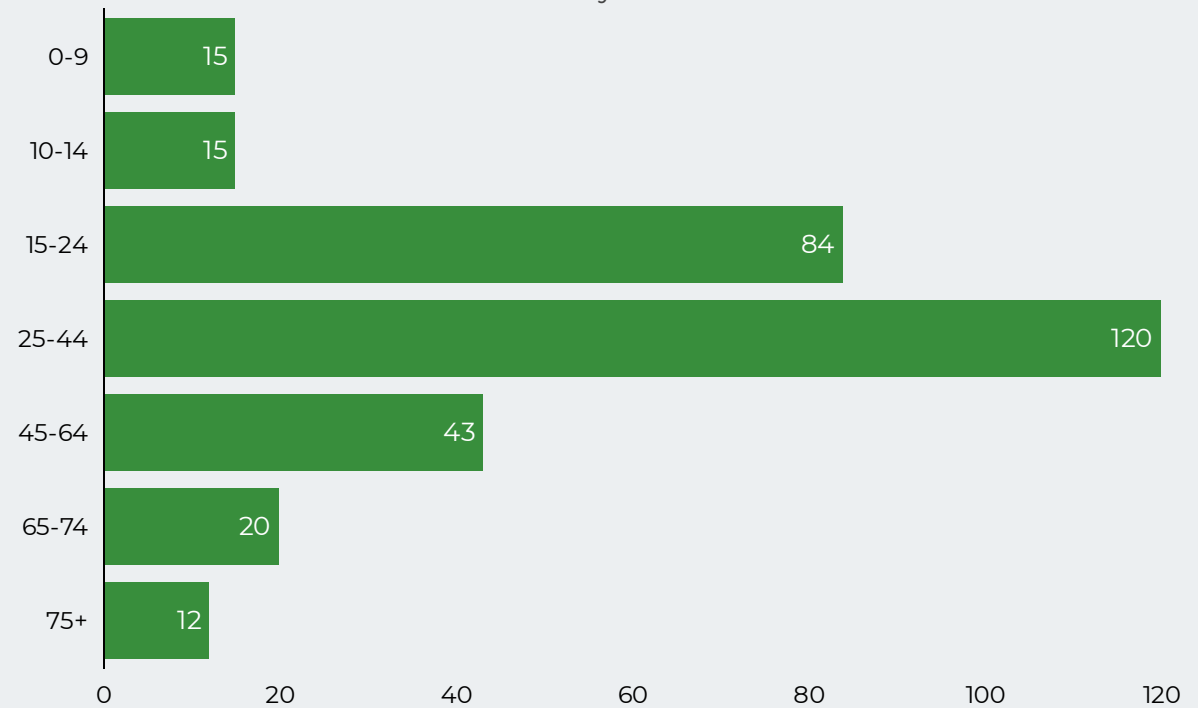
Values are for descendent who reside in Riverside County, place of death could have occur in or outside of county.

# Riverside County Emergency Department March 2020 - February 2021 Preliminary Data

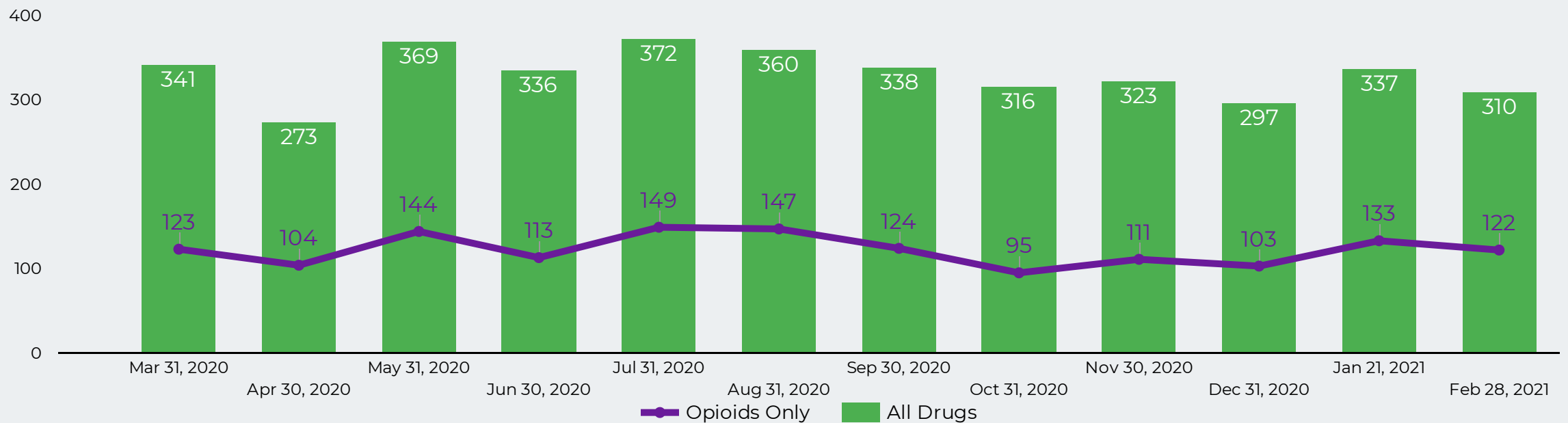
**Figure 13:** Emergency Department Visits (All Drugs) by Gender  
February 2021



**Figure 14:** Count of Emergency Department Visits by Age (All Drugs)  
February 2021



**Figure 15:** Count of All Drug VS Opioid Overdose Related Visits To Emergency Department -February 2020- January 2021



# Riverside County Overdose Region Key

NAME	Region
Corona	Northwest
Coronita	Northwest
Eastvale	Northwest
El Cerrito	Northwest
El Sobrante	Northwest
Good Hope	Northwest
Home Gardens	Northwest
Jurupa Valley	Northwest
Lake Mathews	Northwest
Lakeview	Northwest
March ARB	Northwest
Mead Valley	Northwest
Moreno Valley	Northwest
Norco	Northwest
Nuevo	Northwest
Perris	Northwest
Riverside	Northwest
Romoland	Northwest
Temescal Valley	Northwest
Woodcrest	Northwest
Canyon Lake	Southwest
French Valley	Southwest
Lake Elsinore	Southwest
Lakeland Village	Southwest
Meadowbrook	Southwest

NAME	Region
Menifee	Southwest
Murrieta	Southwest
Temecula	Southwest
Warm Springs	Southwest
Wildomar	Southwest
Aguanga	Mid
Anza	Mid
Banning	Mid
Beaumont	Mid
Cabazon	Mid
Calimesa	Mid
Cherry Valley	Mid
East Hemet	Mid
Green Acres	Mid
Hemet	Mid
Homeland	Mid
Idyllwild-Pine Cove	Mid
Lake Riverside	Mid
Mountain Center	Mid
San Jacinto	Mid
Valle Vista	Mid
Winchester	Mid
Bermuda Dunes	Coachella Valley
Cathedral City	Coachella Valley
Coachella	Coachella Valley

NAME	Region
Desert Edge	Coachella Valley
Desert Hot Springs	Coachella Valley
Desert Palms	Coachella Valley
Garnet	Coachella Valley
Indian Wells	Coachella Valley
Indio	Coachella Valley
Indio Hills	Coachella Valley
La Quinta	Coachella Valley
Mecca	Coachella Valley
North Shore	Coachella Valley
Oasis	Coachella Valley
Palm Desert	Coachella Valley
Palm Springs	Coachella Valley
Rancho Mirage	Coachella Valley
Sky Valley	Coachella Valley
Thermal	Coachella Valley
Thousand Palms	Coachella Valley
Vista Santa Rosa	Coachella Valley
Whitewater	Coachella Valley
Blythe	East
Desert Center	East
Mesa Verde	East
Ripley	East